



SAP

GRC

tutorialspoint

S I M P L Y E A S Y L E A R N I N G

www.tutorialspoint.com

 <https://www.facebook.com/tutorialspointindia>

 <https://twitter.com/tutorialspoint>

About the Tutorial

SAP GRC (Governance, Risk and Compliance) solution enables organizations to manage regulations and compliance and remove any risk in managing organizations' key operations. As per changing market situation, organizations are growing and rapidly changing, and inappropriate documents are not acceptable for external auditors and regulators. SAP GRC helps organization to manage their regulations and compliance.

This tutorial will walk you through the different features of SAP GRC.

Audience

This tutorial is designed for all those readers who are willing to learn the basics of SAP GRC. This is also useful for those readers who wish to refresh their knowledge of GRC. SAP Security Consultants and SAP Auditors at all levels can also draw benefits from this tutorial.

Prerequisites

The course is designed for beginners with little or no knowledge of SAP GRC. But you need to have a basic understanding of SAP Basics to make the most of this tutorial.

Disclaimer & Copyright

© Copyright 2018 by Tutorials Point (I) Pvt. Ltd.

All the content and graphics published in this e-book are the property of Tutorials Point (I) Pvt. Ltd. The user of this e-book is prohibited to reuse, retain, copy, distribute or republish any contents or a part of contents of this e-book in any manner without written consent of the publisher.

We strive to update the contents of our website and tutorials as timely and as precisely as possible, however, the contents may contain inaccuracies or errors. Tutorials Point (I) Pvt. Ltd. provides no guarantee regarding the accuracy, timeliness or completeness of our website or its contents including this tutorial. If you discover any errors on our website or in this tutorial, please notify us at contact@tutorialspoint.com.

Table of Contents

About the Tutorial	i
Audience	i
Prerequisites	i
Disclaimer & Copyright	i
Table of Contents	ii
1. SAP GRC — OVERVIEW	1
Modules in SAP GRC	1
2. SAP GRC — NAVIGATION.....	5
SAP GRC Work Centers	6
3. SAP GRC — ACCESS CONTROL	8
Key Features.....	8
How to Explore Access Control Set Up Work Center?	8
4. SAP GRC — ACCESS MANAGEMENT WORK CENTER.....	12
5. SAP GRC — ACCESS & AUTHORIZATION MANAGEMENT	15
Authorization in Portal Component and NWBC	15
6. SAP GRC — AUTHORIZATION.....	19
Authorization in UME	19
7. SAP GRC — ACCESS CONTROL LAUNCHPAD	21
Creating a New Launchpad in NWBC	22
8. SAP GRC — INTEGRATION WITH ACCESS CONTROL	26
9. SAP GRC — INTEGRATION WITH IAM	28

10. SAP GRC — AUDIT UNIVERSE	29
Create an Auditable Entity.....	29
SAP Process Control — Audit Risk Rating	30
Create an Audit Risk Rating	30
11. SAP GRC — PROCESS CONTROL WORK CENTERS.....	32
My Home.....	32
Master Data	33
Reports and Analytics	34
12. SAP GRC — SOD RISK MANAGEMENT	36
13. SAP GRC — RISK MANAGEMENT	38
Phases in Risk Management	38
Risk Classification	41
14. SAP GRC — RISK REMEDIATION.....	42
SAP GRC — Report Type	43
15. SAP GRC — MITIGATION CONTROLS	44
Mitigation Control Types	44
Setting up Migration Controls.....	45
16. SAP GRC — SUPERUSER PRIVILEGE	49
Standard Roles under Superuser Privilege Management	49
17. SAP GRC — IMPLEMENTING SUPERUSER.....	51
Superuser Log.....	53
18. SAP GRC — ENHANCED RISK ANALYSIS	55
Benefits of Using Organization Rules	56
19. SAP GRC — ASSIGNING MITIGATION CONTROLS.....	58

20. SAP GRC – WORKFLOW INTEGRATION	59
SAP GRC — Global Trade Services.....	60
Integration between SAP ERP and SAP Global Trade Services.....	61
21. SAP GRC — INSTALLATION AND CONFIGURATION	62
22. SAP GRC — DATA SOURCES AND BUSINESS RULES.....	69
23. SAP GRC — CREATING BUSINESS RULES	72

1. SAP GRC — Overview

SAP Governance, Risk and Compliance solution enables organizations to manage regulations and compliance and remove any risk in managing organizations' key operations. As per changing market situation, organizations are growing and rapidly changing and inappropriate documents, spreadsheets are not acceptable for external auditors and regulators.

SAP GRC helps organization to manage their regulations and compliance and perform the following activities:

- Easy integration of GRC activities into existing process and automating key GRC activities.
- Low complexity and managing risk efficiently.
- Improve risk management activities.
- Managing fraud in business processed and audit management effectively.
- Organizations perform better and companies can protect their values.
- SAP GRC solution consists of three main areas: Analyze, manage and monitor.

Modules in SAP GRC

Let us now understand the different modules in SAP GRC:

SAP GRC Access Control

To mitigate risk in an organization, it is required to perform risk control as part of compliance and regulation practice. Responsibilities should be clearly defined, managing role provisioning and managing access for super user is critical for managing risk in an organization.

SAP GRC Process Control and Fraud Management

SAP GRC Process Control software solution is used for managing compliance and policy management. The compliance management capabilities allow organizations to manage and monitor their internal control environments. Organizations can proactively fix any identified issues and certify and report on the overall state of the corresponding compliance activities.

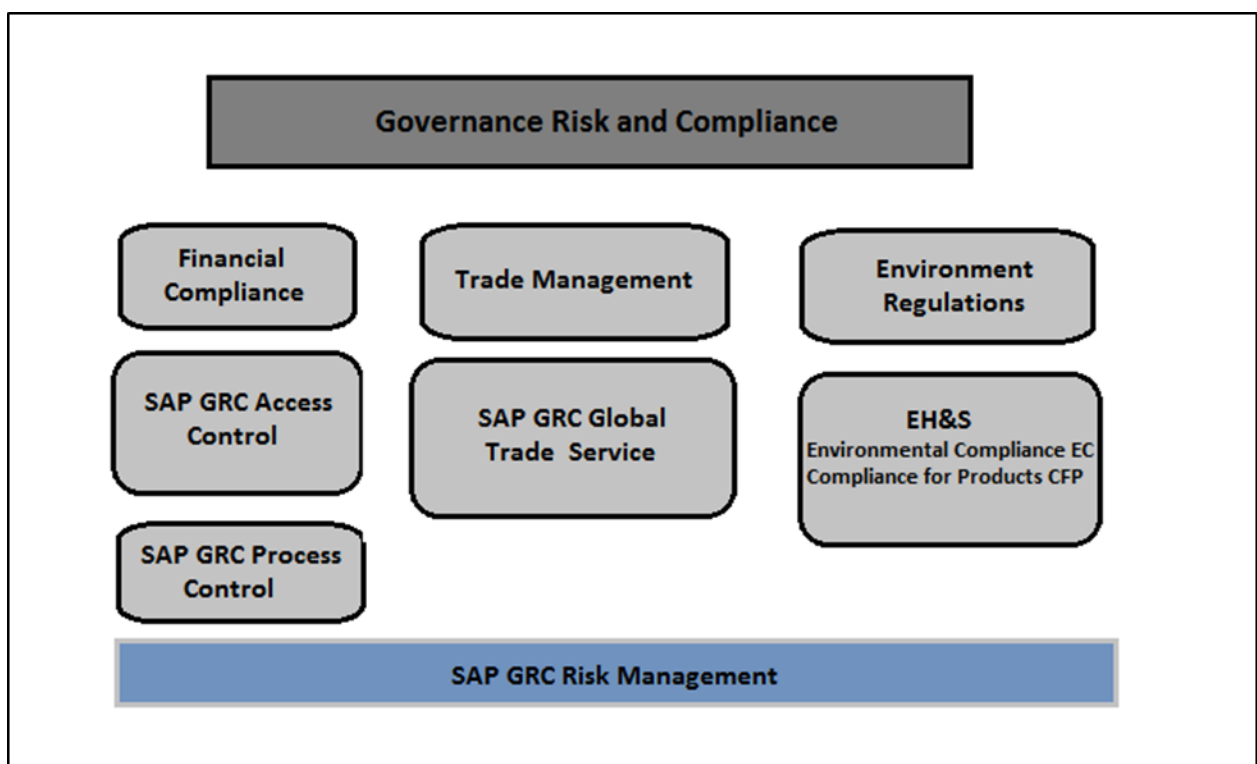
SAP Process control supports the complete life cycle of policy management, including the distribution and adherence of policies by target groups. These policies help organizations to reduce the cost of compliance and improve management transparency and enables organization to develop compliance management processes and policies in business environment.

SAP GRC Risk Management

SAP GRC Risk Management allows you to manage risk management activities. You can do advance planning to identify risk in business and implement measures to manage risk and allow you to make better decision that improves the performance of business.

Risks come in many forms:

- Operational Risk
- Strategic Risk
- Compliance Risk
- Financial Risk



SAP GRC Audit Management

This is used to improve the audit management process in an organization by documenting artifacts, organizing work papers, and creating audit reports. You can easily integrate with other governance, risk and compliance solution and enable organizations to align audit management policies with business goals.

SAP GRC audit management helps auditor in making things simple by providing the following capabilities:

- You can instantly capture the artifacts for audit management and other evidences using mobile capabilities drag-drop feature.

- You can easily create, track, and manage audit issues with global monitoring and follow up.
- You can perform search using search capabilities that allows to get more information from legacy and working papers.
- You can engage auditors with a user-friendly interface and collaboration tools.
- Easy integration of audit management with SAP Fraud Management, SAP Risk Management, and SAP Process Control to align audit process with business goals.
- Quick resolution of issues using automated tracking tool.
- Enhance the staff utilization, and less travel costs resulted from internal audit planning, resource management, and scheduling.
- Easy integration with SAP Business Objects reporting and data visualization tool to visualize audit reports using Lumira and other BI reporting.
- Use of pre-established templates to standardize audit artifacts and reporting process.

SAP GRC Fraud Management

SAP GRC fraud management tool helps organizations to detect and prevent frauds at early stage and hence reducing minimizing the business loss. Scans can be performed on huge amount of data in real time with more accuracy and fraudulent activities can be easily identified.

SAP fraud management software can help organizations with following capabilities:

- Easy investigation and documentation of fraud cases.
- Increase the system alert and responsiveness to prevent fraudulent activities to happen more frequently in future.
- Easy scanning of high volumes of transactions and business data.

SAP GRC Global Trade Services

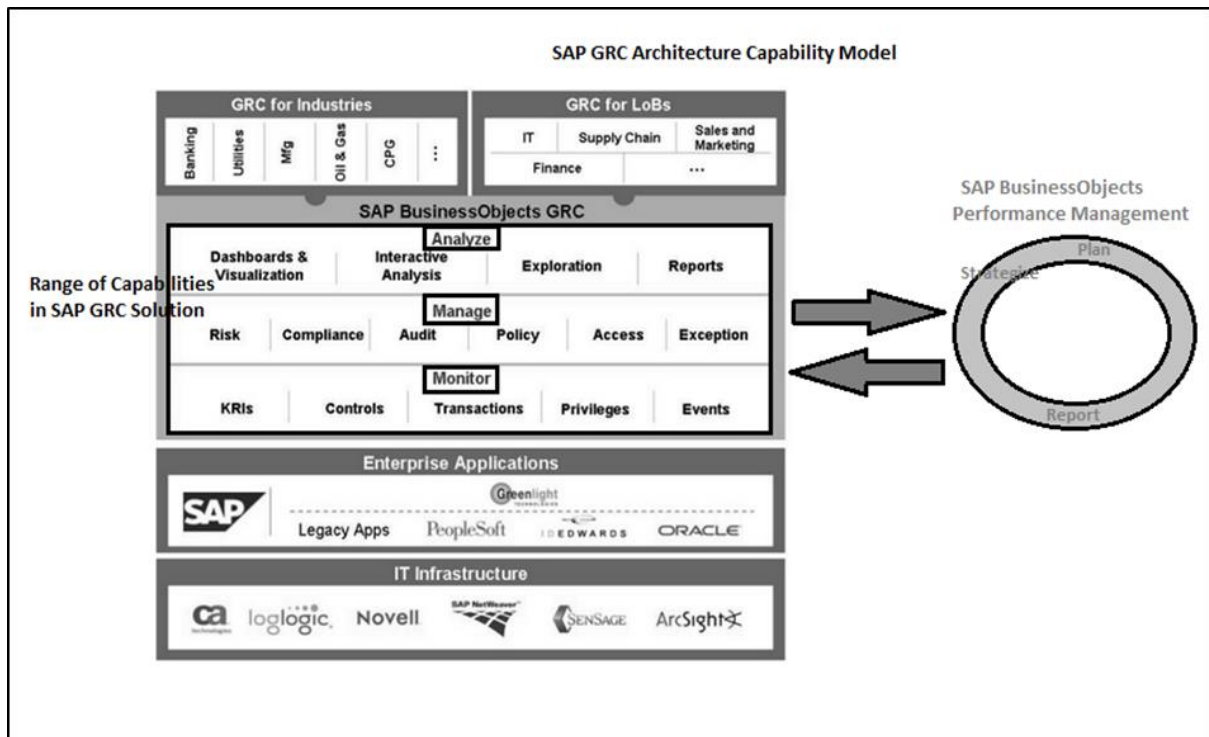
SAP GRC GTS software helps organizations to enhance cross border supply within limits of international trade management. It helps in reducing the penalty of risks from International Trade Regulation authorities.

It provides centralize global trade management process with a single repository for all compliance master data and content irrespective of size of an organization.

SAP GRC Capability Model

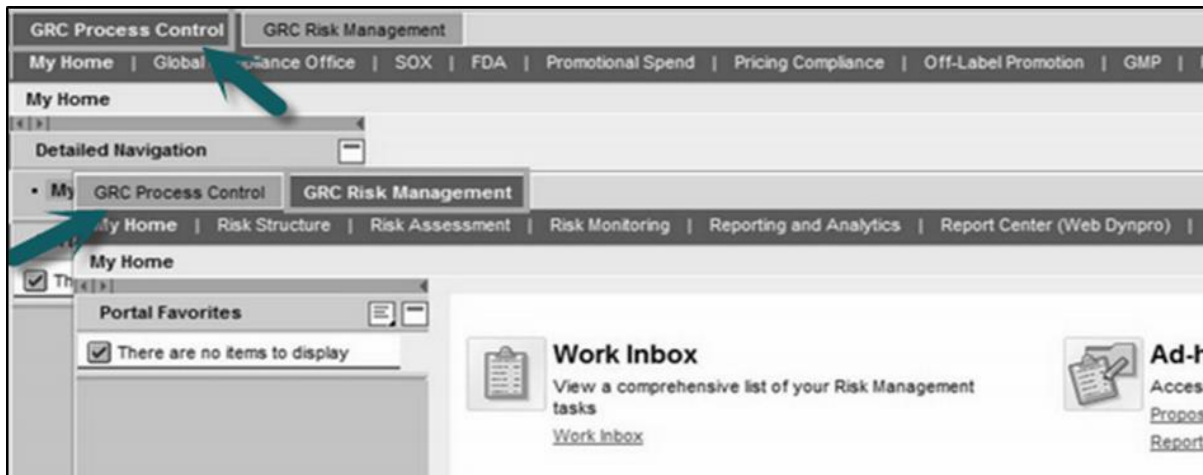
SAP BusinessObjects GRC solution consists of three main capabilities: **Analyze, Manage and Monitor.**

In the following diagram, you can see the SAP GRC Capability Model that covers all the key features of SAP GRC software. Using GRC, organizations can check for all potential risks and compliance findings and can take correct decision to mitigate them.



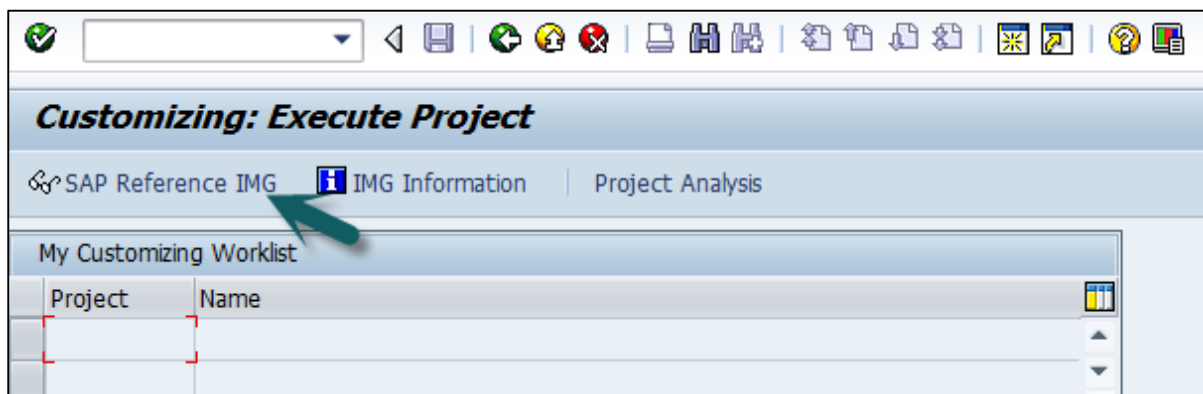
2. SAP GRC — Navigation

In older versions of SAP GRC, to use access control, process control and risk management, there was a separate navigation for each component. This means that users, to perform cross component duties, had to login to each module separately and login multiple times. This resulted in a tough process to manage multiple windows and documents to search was also tough.

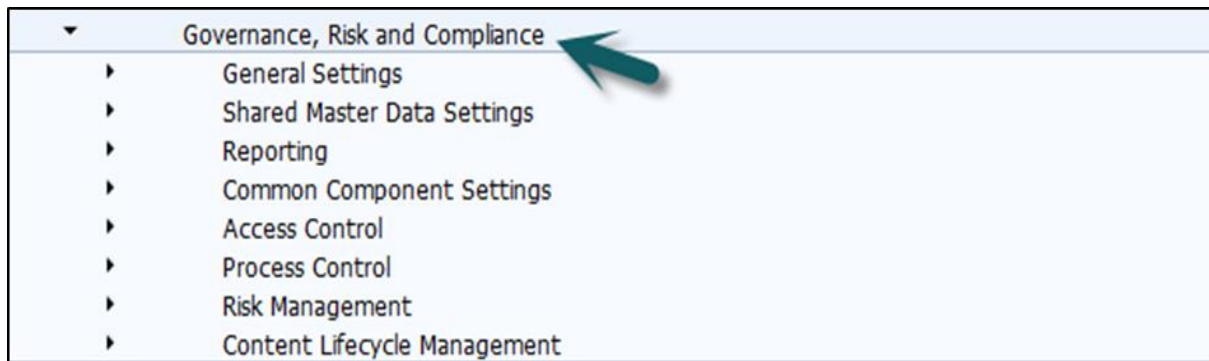


SAP GRC 10.0 provides direct navigation to access control, process control and risk management components for a single user as per authorization and removes the management of multiple windows.

Step 1: To perform customizing activities and maintain configuration settings for GRC solution, go to T-code: SPRO -> SAP Reference IMG



Step 2: Expand Governance, Risk and Compliance node:



Step 3: Logon to NetWeaver Business Client:

Run the transaction for NWBC in SAP Easy access.

It will open NetWeaver Business Client screen and you will receive the following url:

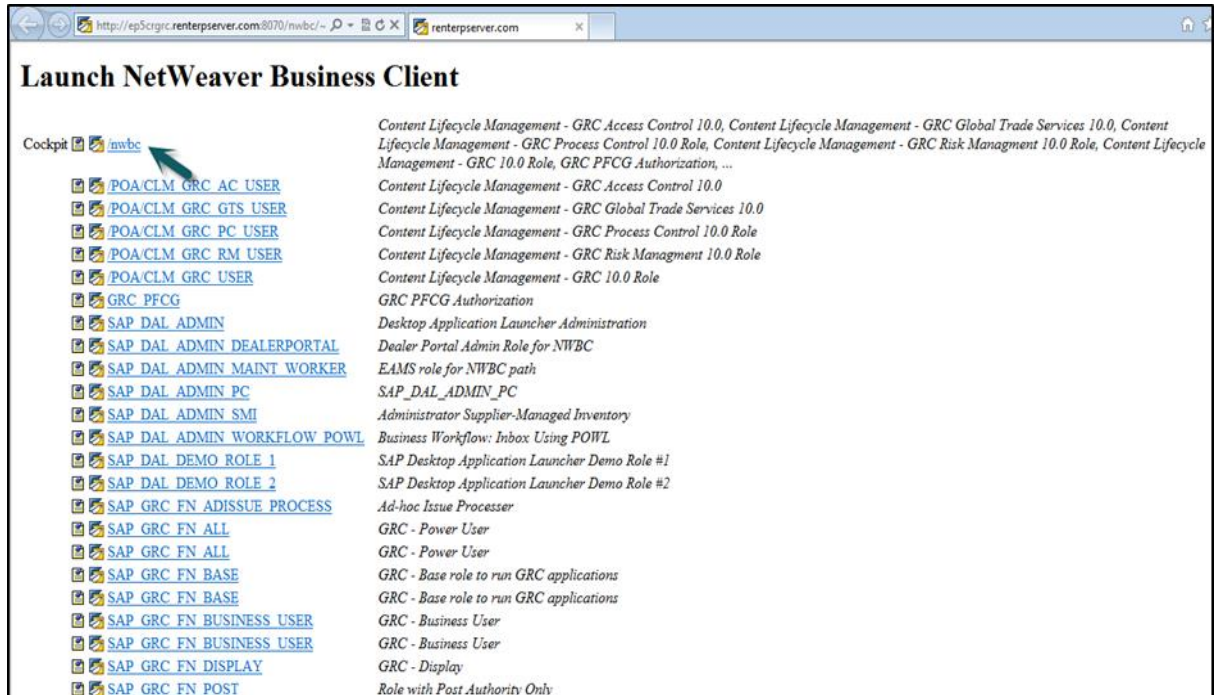
<http://ep5crgc.renterpserver.com:8070/nwbc/~launch/?sap-client=800&sap-language=EN>



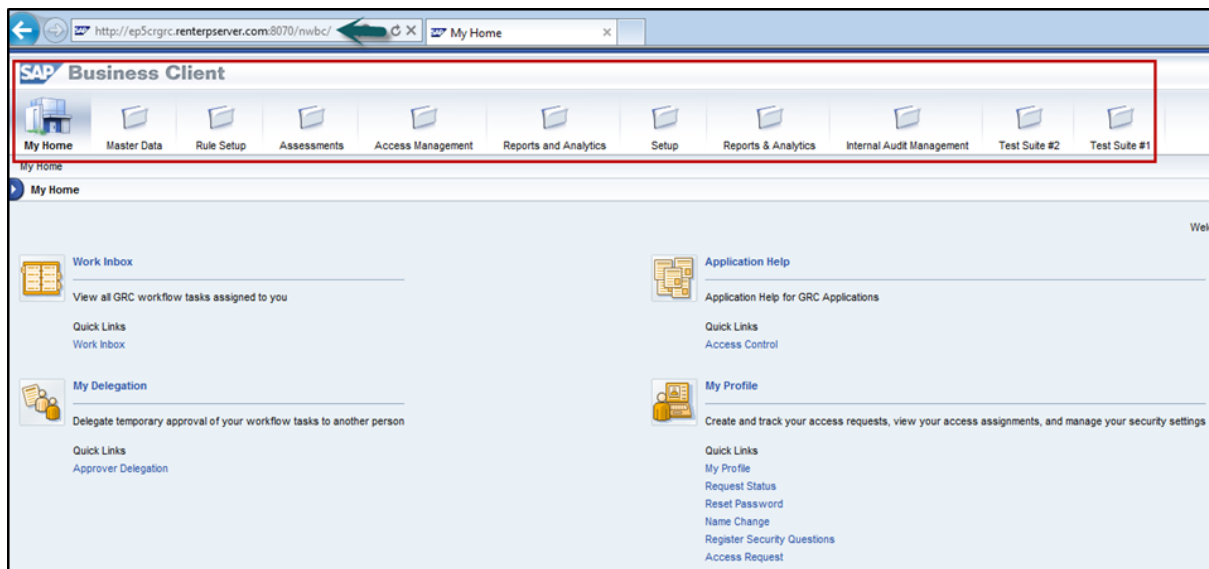
SAP GRC Work Centers

You can use Work Centers to provide a central access point for GRC 10.0. They can be organized based on what the customer has been licensed to operate.

Step 1: To access Work Centers, open NetWeaver Business Client as mentioned above. Go to **/nwbc** option at the top to open Work Centers.



Step 2: Once you click, you will be directed to the home screen of SAP NetWeaver Business client.



Depending on the products that you have licensed, different components of the GRC solution are displayed: **Access Control, Process Control, or Risk Management.**

3. SAP GRC — Access Control

SAP GRC access control helps organizations to automatically detect, manage and prevent access risk violations and reduce unauthorized access to company data and information. Users can use automatic self-service to access request submission, workflow driven access request and approvals of access. Automatic reviews of user access, role authorization and risk violations can be used using SAP GRC Access Control.

SAP GRC Access Control handles key challenges by allowing business to manage access risk. It helps organizations to prevent unauthorized access by defining segregation of duties SoD and critical access and minimizing the time and cost of access risk management.

Key Features

The following are the key features of SAP GRC Access Control:

- To perform audit and compliance as per legal requirements with different audit standards like SOX, BSI and ISO standards.
- To automatically detect access risk violations across SAP and non-SAP systems in an organization.
- As mentioned, it empowers users with self-service access submission, workflow-driven access requests and approvals of the request.
- To automate reviews of user access, role authorizations, risk violations, and control assignments in a small and large scale organization.
- To efficiently manage the super-user access and avoiding risk violations and unauthorized access to data and application in SAP and non-SAP system.

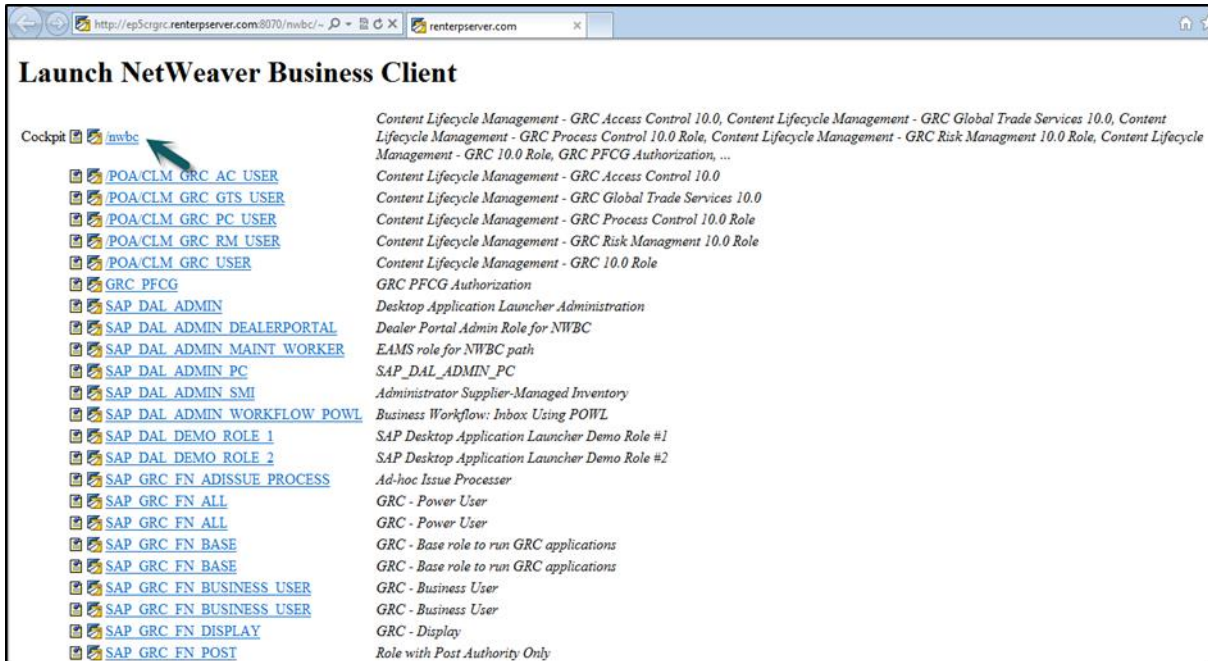
How to Explore Access Control Set Up Work Center?

Run the transaction for NWBC in SAP Easy access.

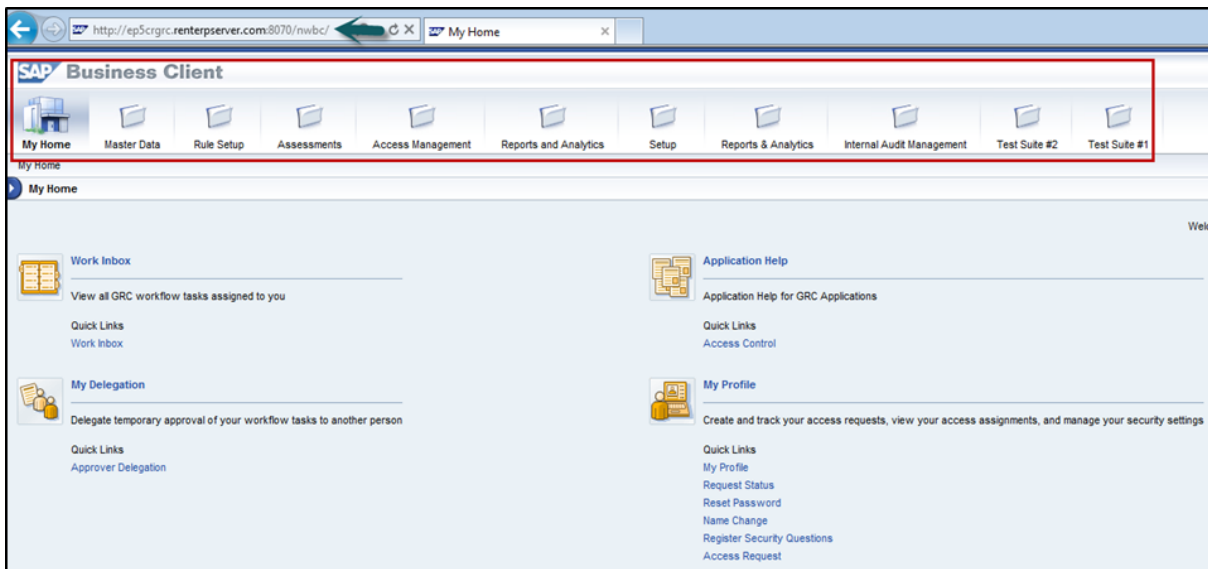
It will open NetWeaver Business Client screen and you will receive the following url:

<http://ep5crgrc.renterpsrver.com:8070/nwbc/~launch/?sap-client=800&sap-language=EN>

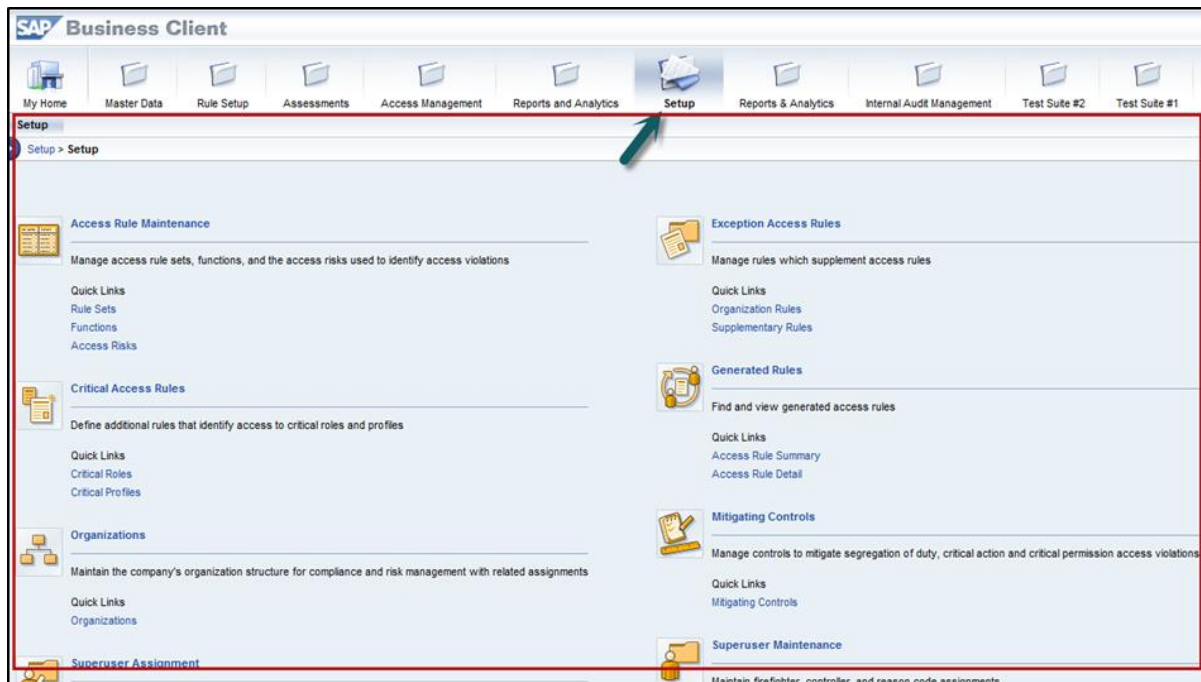
Step 1: To access Work Centers, open NetWeaver Business Client as mentioned above. Go to **/nwbc** option at the top to open Work Centers.



Step 2: Once you click, you will be directed to the home screen of SAP NetWeaver Business client.



Step 3: Go to setup work center and explore the work set. Click some of the links under each one and explore the various screens.



Step 4: The Setup work center is available in Access Control and provides links to the following sections:

- Access Rule Maintenance
- Exception Access Rules
- Critical Access Rules
- Generated Rules
- Organizations
- Mitigating Controls
- Superuser Assignment
- Superuser Maintenance
- Access Owners

Step 5: You can use the above listed functions in the following ways:

- Using Access Rule Maintenance section, you can manage access rule sets, functions, and the access risks used to identify access violations.
- Using Exception Access Rules, you can manage rules that supplement access rules.

- Using critical access rules section, you can define additional rules that identify access to critical roles and profiles.
- Using generated rules section, you can find and view generated access rules.
- Under Organizations, you can maintain the company's organization structure for compliance and risk management with related assignments.
- The Mitigating Controls section allows you to manage controls to mitigate segregation of duty, critical action, and critical permission access violations.
- Superuser Assignment is where you assign owners to firefighter IDs and assign firefighter IDs to users.
- Superuser Maintenance is where you maintain firefighter, controller, and reason code assignments.
- Under Access Owners, you manage owner privileges for access management capabilities.

End of ebook preview

If you liked what you saw...

Buy it from our store @ <https://store.tutorialspoint.com>