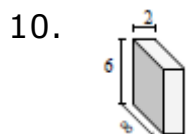
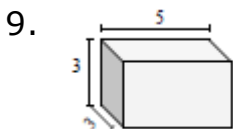
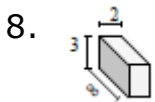
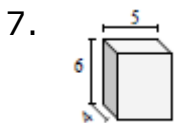
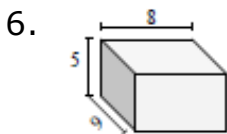
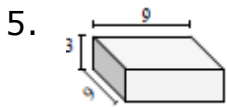
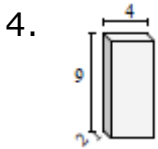
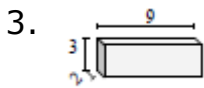
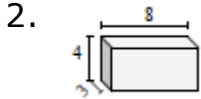
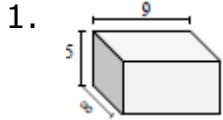


Using a net to find the surface area of a rectangular prism: Worksheet 5.3

Name Date Score

Find the surface area of each of the rectangular prisms in square cm.



Solutions: Worksheet 5.3

1. Surface Area of rectangular prism = 314 square cm
2. Surface Area of rectangular prism = 136 square cm
3. Surface Area of rectangular prism = 102 square cm
4. Surface Area of rectangular prism = 124 square cm
5. Surface Area of rectangular prism = 270 square cm
6. Surface Area of rectangular prism = 314 square cm
7. Surface Area of rectangular prism = 148 square cm
8. Surface Area of rectangular prism = 92 square cm
9. Surface Area of rectangular prism = 78 square cm
10. Surface Area of rectangular prism = 152 square cm

