

Graphing a line in quadrant 1: Worksheet 5.3

Name Date Score

Graph each of the following lines in the quadrant 1, whose equations are given below.

1. $x + y = 2$

2. $x + 3y = 4$

3. $2x + y = 3$

4. $3x - y = 0$

5. $2x - y = 5$

6. $3x + y = 7$

7. $x + 3y = 3$

8. $4x + y = 3$

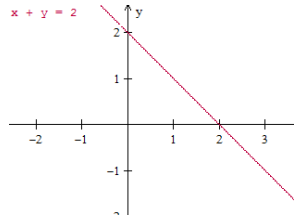
9. $x + 5y = 8$

10. $x + 4y = 5$

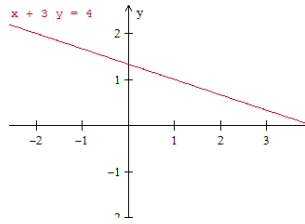


Solutions: Worksheet 5.3

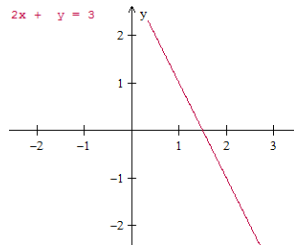
1.



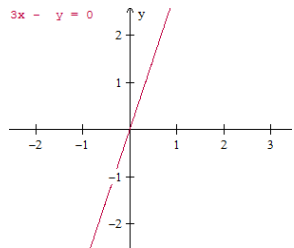
2.



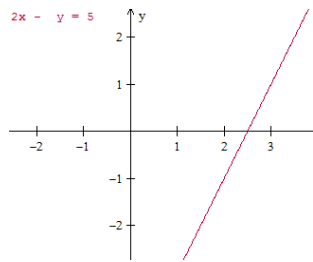
3.



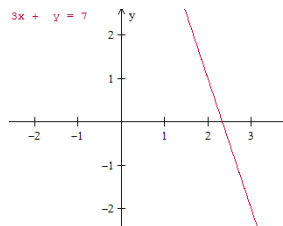
4.



5.

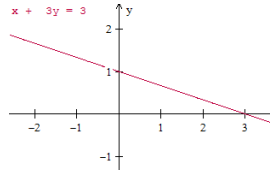


6.

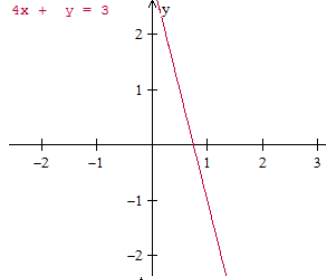


Solutions: Worksheet 5.3

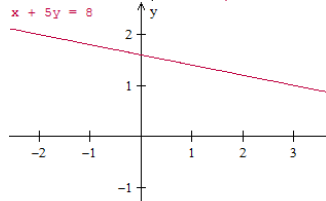
7.



8.



9.



10.

